




The Siren & The Pirate

Jewelry for the Adventurer


This is a breakdown of the 3 – 3 Weave. Please note that as a variation you can change how many coils you want to do on each base wire. E.g. 2-2 weave, 5-2 weave, 1-1 weave

3-3 Weave using 2 base wires



Step 1


Start by wrapping your weaving wire 3 times around the first (bottom) base wire.



Step 2

Wrap 3 coils around both of the base wires.

Steps 1 – 2 completes one rotation. (3 coils around the bottom wire- 3 coils around both wires.



Step 3

Continue with steps 1 & 2 being sure to compress the wires together after each rotation.

